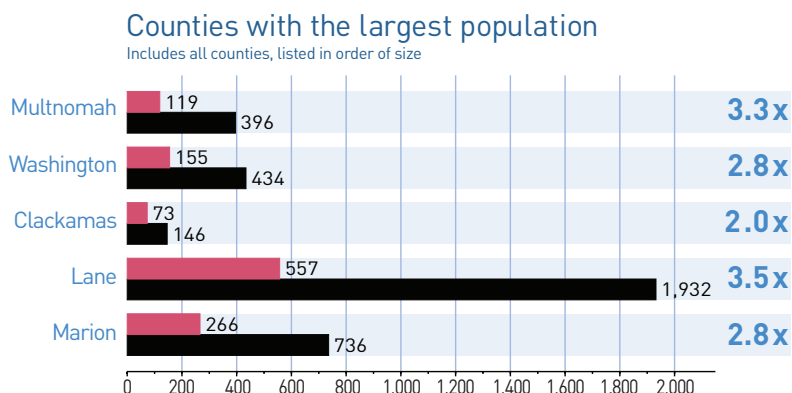
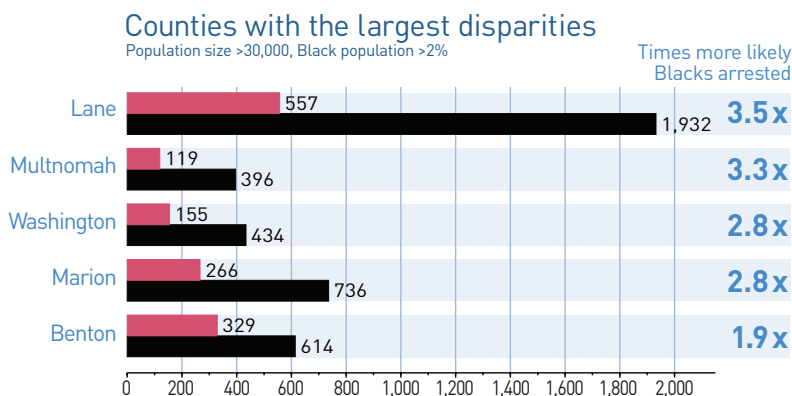


Oregon

Blacks are **2.1** times more likely than whites to be arrested for marijuana possession

Racial Disparities In Marijuana Possession Arrest Rates*

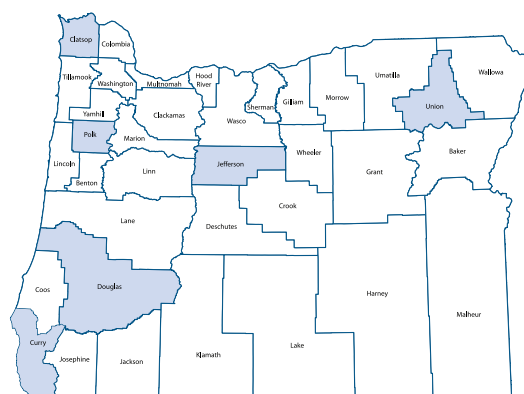


Arrest Rates

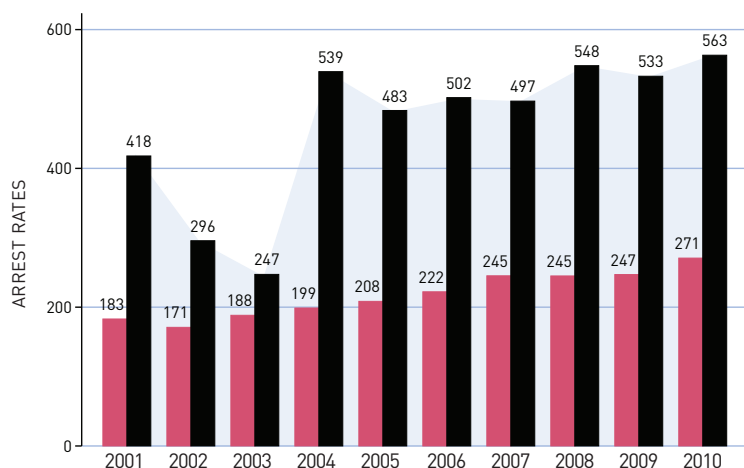
BLACK
563

WHITE
271

All counties with racial disparities above the national average (3.73)



Statewide marijuana possession arrest rates 2001-2010



White arrest rate
Black arrest rate

Source: FBI / Uniform Crime Reporting Program Data and U.S. Census Data
*All arrest rates are per 100,000 and based on 2010 data

Cost

Money spent enforcing marijuana possession laws in 2010: **\$50,194,024**

Drug Arrests by Offense in 2010

Marijuana possession
54.6%

All other drug offenses
45.4%